
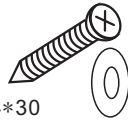





INSTALLATION MANUAL

ACCESSORIES		
A1	 M4*30	5 PCS
A2	 M4*30	1 PCS
A3	 M4*12	3 PCS
A4		5 PCS
A5		1 PCS

1、Fix the slat on the wall

